


A Guide to Administering SYLVANT® (siltuximab)



The only FDA-approved therapy for the treatment of patients with multicentric Castleman disease (MCD) who are human immunodeficiency virus (HIV) negative and human herpesvirus-8 (HHV-8) negative.¹

Limitations of use: SYLVANT was not studied in patients with MCD who are HIV positive or HHV-8 positive because SYLVANT did not bind to virally produced interleukin-6 (IL-6) in a nonclinical study.¹

Please see Important Safety Information on page 11 (last tab) and accompanying Full Prescribing Information.



Indication

Dosing and
Preinfusion

Storage and
Handling

Prep and
Administration

Safety

Long-term
Safety

Summary

ISI

SYLVANT[®] Dosing Guidelines

Preadministration laboratory tests¹

- Hematology laboratory tests should be performed prior to each dose of SYLVANT therapy for the first 12 months and every 3 dosing cycles thereafter
- If the treatment criteria in the table below are not met, consider delaying treatment; do not reduce dose

Laboratory parameter	Requirements before first SYLVANT administration	Re-treatment criteria
Absolute neutrophil count	$\geq 1.0 \times 10^9/\text{L}$	$\geq 1.0 \times 10^9/\text{L}$
Platelet count	$\geq 75 \times 10^9/\text{L}$	$\geq 50 \times 10^9/\text{L}$
Hemoglobin ^a	<17 g/dL	<17 g/dL

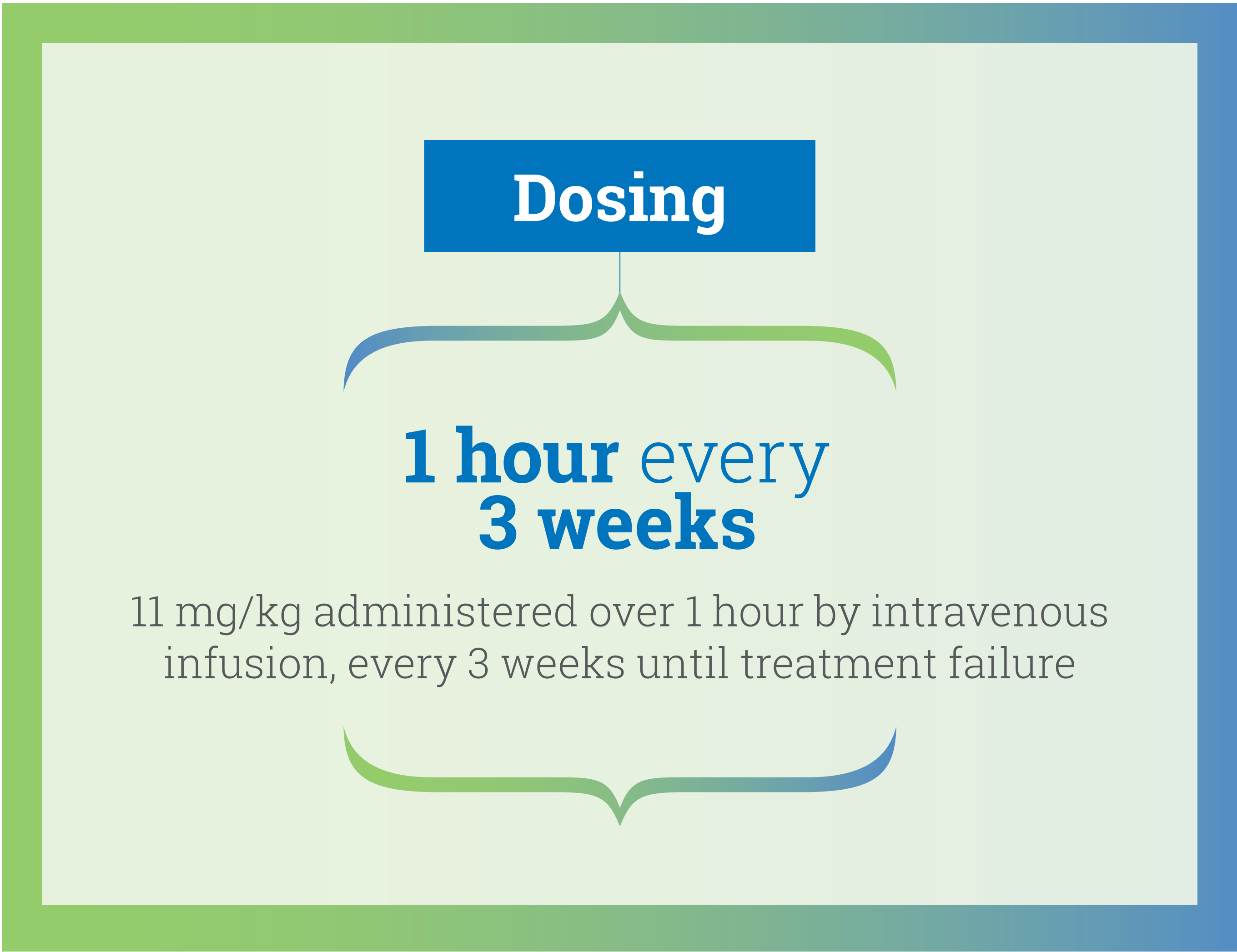
^a SYLVANT may increase hemoglobin levels in patients with MCD.

Do not administer SYLVANT to patients with severe infections until the infection clears.

Please see Important Safety Information on page 11 (last tab) and accompanying Full Prescribing Information.

Dosing¹

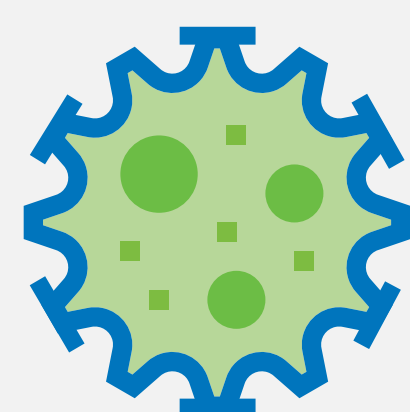
- 11 mg/kg administered over 1 hour by intravenous infusion, every 3 weeks until treatment failure



Preinfusion Patient Counseling

Advise patients to read the FDA-approved patient labeling (Patient Information)

Inform patients of the following risks¹:



Infections

Inform patients that SYLVANT[®] may lower their resistance to infections. Advise patients on the importance of contacting their doctor immediately when symptoms suggesting infection appear, in order to ensure rapid evaluation and appropriate treatment.



Vaccinations

Inform patients that they should discuss the recommended vaccinations with their doctor prior to treatment with SYLVANT.



Allergic Reactions

Advise patients to seek immediate medical attention if they experience any symptoms of serious allergic reactions during the infusion of SYLVANT. Signs may include difficulty breathing, chest tightness, wheezing, severe dizziness or light-headedness, swelling of the lips, or skin rash.



Pregnancy

Advise patients of childbearing potential to avoid pregnancy, including instructions about the importance of using contraception during treatment and for 3 months after SYLVANT therapy.




Other Medical Conditions

Advise patients to report any signs of new or worsening medical conditions.

Please see Important Safety Information on page 11 (last tab) and accompanying Full Prescribing Information.

How SYLVANT[®] Is Supplied and Stored

Supplied¹



SYLVANT is supplied as a **sterile, white, preservative-free, lyophilized powder** in single-dose vials



Each SYLVANT vial is individually packaged in a carton:

One 100-mg vial


or

One 400-mg vial

Storage¹



Must be refrigerated
at 2°C to 8°C
(36°F to 46°F)



Protect from light (keep in
the original carton)




Do not freeze



**Discard beyond
the expiration date** located
on the carton and the vial

Instructions for Preparation and Administration



SYLVANT[®] uses weight-based dosing (11 mg/kg)¹

Use aseptic technique for reconstitution and preparation of dosing solution¹



Parenteral drug products should be inspected visually for particulate matter and discoloration prior to administration, whenever solution and container permit¹

Preparation and Storage of the Dilute Solution¹

- Calculate the dose (mg), total volume (mL) of reconstituted SYLVANT[®] solution required and the number of vials needed
 - ▶ A 21-gauge, 1½-inch needle is recommended for preparation
 - ▶ Infusion bags (250 mL) must contain Dextrose 5% in Water and must be made of polyvinyl chloride (PVC), polyolefin (PO), polypropylene (PP), or polyethylene (PE)
 - ▶ Alternatively, PE bottles may be used
- Allow the vial(s) of SYLVANT to come to room temperature over approximately 30 minutes. SYLVANT should remain at room temperature for the duration of the preparation
- Aseptically reconstitute each SYLVANT vial as instructed in the table below

Strength	100-mg vial	400-mg vial
Amount of Sterile Water for Injection, USP required for reconstitution	5.2 mL	20 mL
Post-reconstitution concentration	20 mg/mL	20 mg/mL

Please see Important Safety Information on page 11 (last tab) and accompanying Full Prescribing Information.

Reconstitution of SYLVANT^{®1}

- ▶ Gently swirl the reconstituted vials to aid the dissolution of the lyophilized powder
 - ▶ DO NOT SHAKE or SWIRL VIGOROUSLY
 - ▶ Do not remove the contents until all of the solids have been completely dissolved
 - ▶ The lyophilized powder should dissolve in less than 60 minutes
- Once reconstituted, and prior to further dilution, inspect the vials for particulates and discoloration. Do not use if particles or solution discoloration are present or if visibly opaque. The reconstituted product should be kept for no more than 2 hours prior to addition into the infusion bag
 - Dilute the reconstituted SYLVANT solution dose in the infusion bag
 - ▶ Slowly add the total calculated volume (mL) of reconstituted SYLVANT solution to the Dextrose 5% in Water infusion bag
 - ▶ Gently invert the bag to mix the solution

Administration¹

- SYLVANT is given over 1 hour by infusion
- Use administration sets lined with polyvinyl chloride (PVC), polyurethane (PU), or polyethylene (PE), containing a 0.2-micron inline polyethersulfone (PES) filter
 - ▶ The infusion should be completed within 4 hours of reconstitution
- Do not infuse SYLVANT concomitantly in the same intravenous line with other agents
- SYLVANT does not contain preservatives. Do not store any unused portion of the reconstituted product or of the infusion solution. Waste material should be disposed of in accordance with local requirements. SYLVANT is intended for single use

Safety & Tolerability

Serious adverse events were similar between SYLVANT® and placebo.^{1,2}

Per-Patient Incidence of Common Adverse Reactions in the Pivotal Trial During Initial 8 Infusions^{1,2,a}

Adverse Event	SYLVANT + BSC ^b (N=53)		Placebo + BSC ^b (N=26)	
	All Grades	Grades 3-4	All Grades	Grades 3-4
Skin disorders				
Rash (rash, rash generalized, rash maculopapular, rash papular, and rash pruritic)	15 (28%)	1 (2%)	3 (12%)	0
Pruritus	15 (28%)	0	2 (8%)	0
Skin hyperpigmentation	2 (4%)	0	0	0
Eczema	2 (4%)	0	0	0
Psoriasis	2 (4%)	0	0	0
Dry skin	2 (4%)	0	0	0
Infections				
Lower respiratory tract	4 (8%)	2 (4%)	1 (4%)	1 (4%)
Upper respiratory tract	14 (26%)	1 (2%)	4 (15%)	1 (4%)
Blood and lymphatic system disorders				
Thrombocytopenia	5 (9%)	2 (4%)	1 (4%)	1 (4%)
General disorders				
Edema (general and localized)	14 (26%)	4 (8%)	7 (27%)	0
Gastrointestinal disorders				
Constipation	4 (8%)	0	1 (4%)	0
Metabolism				
Hypertriglyceridemia	4 (8%)	0	0	0
Hypercholesterolemia	2 (4%)	0	0	0
Hyperuricemia	6 (11%)	1 (2%)	0	0
Respiratory, thoracic, and mediastinal disorders				
Oropharyngeal pain	4 (8%)	0	1 (4%)	0
Renal and urinary disorders				
Renal impairment	4 (8%)	0	0	0
Nervous system disorders				
Headache	4 (8%)	0	1 (4%)	0
Investigations				
Weight increased	10 (19%)	1 (2%)	0	0
Vascular disorders				
Hypotension	2 (4%)	1 (2%) ^c	0	0

Most common adverse events

occurring in >10% of patients in any group included¹:

>10%
OF PATIENTS

- ▶ Rash
- ▶ Pruritus
- ▶ Upper respiratory tract infections
- ▶ Edema
- ▶ Hyperuricemia
- ▶ Weight gain

6%
OF PATIENTS

Six percent of patients had serious adverse events related to SYLVANT, including lower respiratory tract infections.²

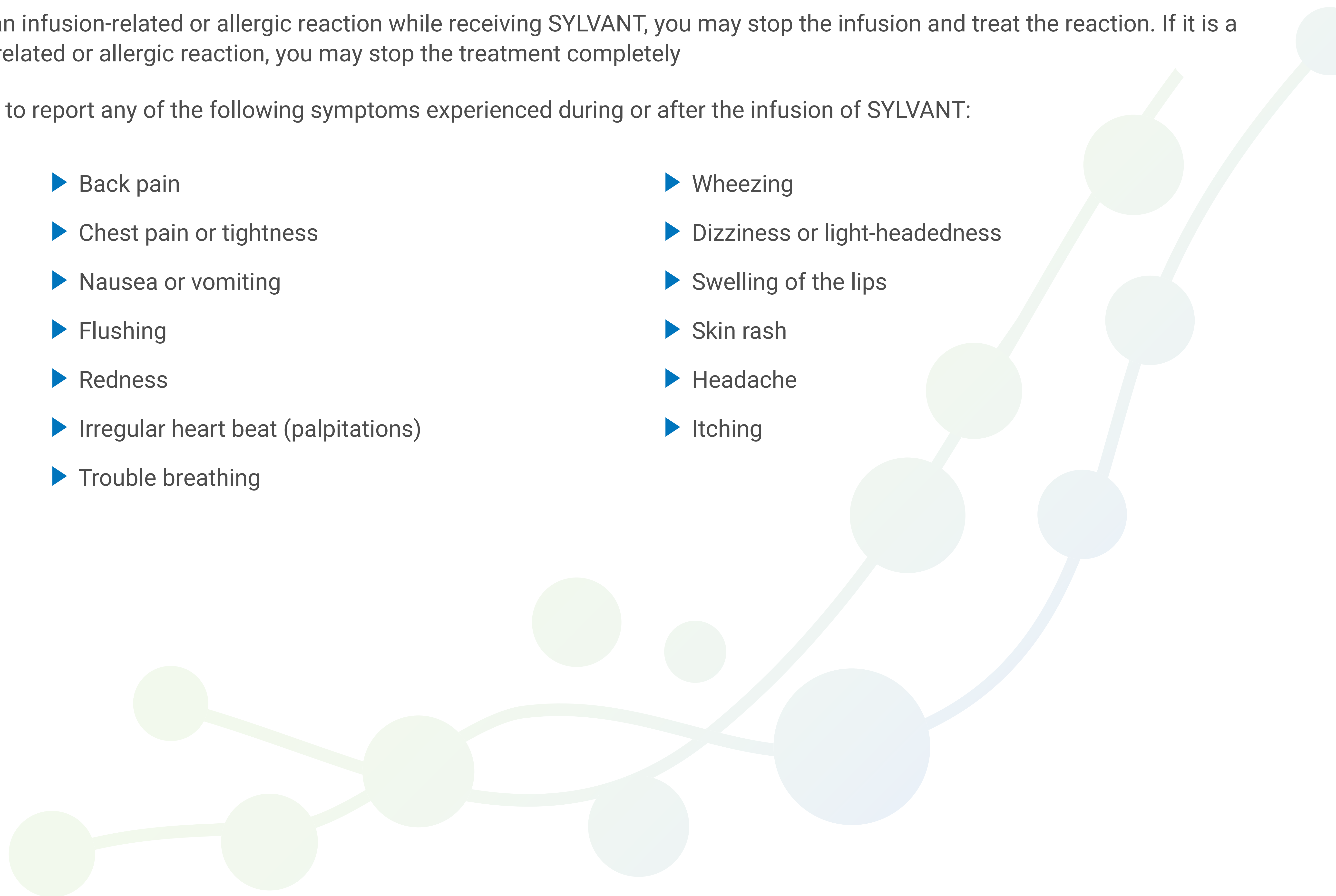
^a To control for disparate exposure between arms, this table reports the per-patient incidence of adverse reactions that occurred during the first 8 infusions.¹

^b All patients received best supportive care (BSC), which included management of effusions, use of antipyretic, antipruritic, antihistamine, and pain drugs, management of infections and transfusions, and standard management of infusion-related reactions, as specified in institutional guidelines.⁴

^c Anaphylactic reaction.^{1,2}

Anaphylaxis and Infusion-Related Reactions¹

- Approximately 945 patients have been treated with SYLVANT®; of these, one patient experienced an anaphylactic reaction
- In an evaluation of patients exposed to SYLVANT (N=254), infusion-related reactions were reported in 5.1% of patients
- If a patient has an infusion-related or allergic reaction while receiving SYLVANT, you may stop the infusion and treat the reaction. If it is a severe infusion-related or allergic reaction, you may stop the treatment completely
- Instruct patients to report any of the following symptoms experienced during or after the infusion of SYLVANT:
 - ▶ Back pain
 - ▶ Chest pain or tightness
 - ▶ Nausea or vomiting
 - ▶ Flushing
 - ▶ Redness
 - ▶ Irregular heart beat (palpitations)
 - ▶ Trouble breathing
 - ▶ Wheezing
 - ▶ Dizziness or light-headedness
 - ▶ Swelling of the lips
 - ▶ Skin rash
 - ▶ Headache
 - ▶ Itching



Clinical Safety and Activity Have Been Studied in Patients for Over 10 Years^{1,a}

97% of patients maintained or achieved disease control at their last on-study assessment^{3,b}

Median treatment duration of 5.5 years (range, 0.8 to 10.8 years)^{1,3}

- This study is a prespecified, open-label extension analysis of the phase 1 and phase 2 SYLVANT[®] trials, enrolling 60 patients with histologically confirmed idiopathic multicentric Castleman disease (iMCD) who completed the previous trials without disease progression on SYLVANT³
- SYLVANT was well tolerated, with no evidence of cumulative toxicity within 6 years³
- Durable disease control recorded in 70% of patients treated with SYLVANT for up to 6 years³
- The most common adverse events (≥ grade 3) were as follows³:
 - ▶ Hypertension (13%)
 - ▶ Fatigue (8%)
 - ▶ Nausea (7%)
 - ▶ Neutropenia (7%)
 - ▶ Vomiting (5%)
- Only 2 of 60 patients (3%) discontinued due to either adverse events or disease progression⁶
- No deaths were reported during the 6-year period³

STUDY DESIGN

This long-term safety study was a prespecified, open-label extension analysis of 60 patients who had previously completed either the phase 1 dose-finding study (NCT00412321) or the phase 2 placebo-controlled study (NCT01024036), with stable or improved disease. Except for 2 patients with unresectable unicentric disease included in the phase 1 trial, all patients had histologically confirmed, measurable, and symptomatic iMCD. All histological variants of iMCD were permitted. Only patients who had completed one of the preceding trials without progressive disease were permitted. The data cutoff for this trial was 6 years after the start of enrollment.³

^a Median follow-up time.

^b Some of these patients discontinued before the 6-year data cutoff point.


Please see Important Safety Information on page 11 (last tab) and accompanying Full Prescribing Information.

Important Things to Remember While Administering SYLVANT®



Conduct a preadministration lab test

Check whether the treatment criteria are met, and inquire about the patient's previous allergic reactions.



SYLVANT doses must be refrigerated

SYLVANT must be kept at 2°C to 8°C in the original carton and is given every 3 weeks until treatment failure.



Check each vial carefully

Inspect each vial of lyophilized siltuximab powder before use, and reconstitute SYLVANT as described in the packaging information.



Check the preparation guidelines

Follow every step before administering SYLVANT.



Inform patients of risks

Patients should be informed about the risks involved with SYLVANT treatment and advised to read the FDA-approved label.

Important Safety Information

Indications and Usage

SYLVANT® (siltuximab) is indicated for the treatment of patients with multicentric Castleman's disease (MCD) who are human immunodeficiency virus (HIV) negative and human herpesvirus-8 (HHV-8) negative.

Limitations of Use

SYLVANT was not studied in patients with MCD who are HIV positive or HHV-8 positive because SYLVANT did not bind to virally produced IL-6 in a nonclinical study.

Contraindications

Severe hypersensitivity reaction to siltuximab or any of the excipients in SYLVANT.

Warnings and Precautions

Concurrent Active Severe Infections

Do not administer SYLVANT to patients with severe infections until the infection resolves. SYLVANT may mask signs and symptoms of acute inflammation including suppression of fever and of acute Phase reactants such as C-reactive protein (CRP). Monitor patients receiving SYLVANT closely for infections. Institute prompt anti-infective therapy and do not administer further SYLVANT until the infection resolves.

Vaccinations

Do not administer live vaccines to patients receiving SYLVANT because IL-6 inhibition may interfere with the normal immune response to new antigens.

Infusion Related Reaction and Hypersensitivity

Stop the infusion of SYLVANT if the patient develops signs of anaphylaxis. Discontinue further therapy with SYLVANT.

Stop the infusion if the patient develops a mild to moderate infusion reaction. If the reaction resolves, the SYLVANT infusion may be restarted at a lower infusion rate. Consider medicating with antihistamines, acetaminophen, and corticosteroids. Discontinue SYLVANT if the patient does not tolerate the infusion following these interventions.

Administer SYLVANT in a setting that provides resuscitation equipment, medication, and personnel trained to provide resuscitation.

Administer SYLVANT in a setting that provides resuscitation equipment, medication, and personnel trained to provide resuscitation.

Gastrointestinal (GI) Perforation

Gastrointestinal (GI) perforation has been reported in clinical trials although not in MCD trials. Use with caution in patients who may be at increased risk for GI perforation. Promptly evaluate patients presenting with symptoms that may be associated or suggestive of GI perforation.

Adverse Reactions

The most common adverse reactions (>10% compared to placebo) in the MCD clinical trial were pruritus, increased weight, rash, hyperuricemia, and upper respiratory tract infections.

Drug Interactions

Cytochrome P450 Substrates

Upon initiation or discontinuation of SYLVANT, in patients being treated with CYP450 substrates with a narrow therapeutic index, perform therapeutic monitoring of effect (e.g., warfarin) or drug concentration (e.g., cyclosporine or theophylline) as needed and adjust dose. The effect of SYLVANT on CYP450 enzyme activity can persist for several weeks after stopping therapy. Exercise caution when SYLVANT is co-administered with CYP3A4 substrate drugs where a decrease in effectiveness would be undesirable (e.g., oral contraceptives, lovastatin, atorvastatin).

Dosage and Administration

Perform hematology laboratory tests prior to each dose of SYLVANT therapy for the first 12 months and every 3 dosing cycles thereafter. If treatment criteria outlined in the Prescribing Information are not met, consider delaying treatment with SYLVANT. Do not reduce dose.

Do not administer SYLVANT to patients with severe infections until the infection resolves.

Discontinue SYLVANT in patients with severe infusion related reactions, anaphylaxis, severe allergic reactions, or cytokine release syndromes. Do not reinstitute treatment.

Please see full Prescribing Information.

References: 1. SYLVANT [package insert]. Hertfordshire, UK: EUSA Pharma UK Ltd; 2019. 2. van Rhee F, Wong RS, Munshi N, et al. Siltuximab for multicentric Castleman's disease: a randomised, double-blind, placebo-controlled trial. *Lancet Oncol.* 2014;15(9):966-974. 3. van Rhee F, Casper C, Voorhees PM, et al. Long-term safety of siltuximab in patients with idiopathic multicentric Castleman disease: a prespecified, open-label, extension analysis of two trials. *Lancet Haematol.* 2020;7(3):e209-e217.

HIGHLIGHTS OF PRESCRIBING INFORMATION

These highlights do not include all the information needed to use SYLVANT® safely and effectively. See full prescribing information for SYLVANT.

SYLVANT (siltuximab) for injection, for intravenous use Initial U.S. Approval: 2014

-----INDICATIONS AND USAGE-----

SYLVANT is an interleukin-6 (IL-6) antagonist indicated for the treatment of patients with multicentric Castleman’s disease (MCD) who are human immunodeficiency virus (HIV) negative and human herpesvirus-8 (HHV-8) negative. (1)

Limitations of Use
SYLVANT was not studied in patients with MCD who are HIV positive or HHV-8 positive because SYLVANT did not bind to virally produced IL-6 in a nonclinical study.

-----DOSAGE AND ADMINISTRATION-----

For intravenous infusion only. Administer as an 11 mg/kg dose given over 1 hour by intravenous infusion every 3 weeks. (2)

-----DOSAGE FORMS AND STRENGTHS-----

- For injection
- 100 mg of lyophilized powder in a single-dose vial. (3)
 - 400 mg of lyophilized powder in a single-dose vial. (3)

-----CONTRAINDICATIONS-----

Severe hypersensitivity reaction to siltuximab or any of the excipients in SYLVANT. (4)

-----WARNINGS AND PRECAUTIONS-----

- Concurrent Active Severe Infections: Do not administer SYLVANT to patients with severe infections, monitor for infections, institute prompt treatment, and interrupt SYLVANT until resolution of infection. (2, 5.1)
- Vaccinations: Do not administer live vaccines because IL-6 inhibition may interfere with the normal immune response to new antigens. (5.2)
- Infusion Related Reactions: Administer SYLVANT in a setting that provides resuscitation equipment, medication, and personnel trained to provide resuscitation. (5.3, 6.1)
- Gastrointestinal (GI) perforation: Promptly evaluate patients presenting with symptoms that may be associated or suggestive of GI perforation. (5.4)

-----ADVERSE REACTIONS-----

The most common adverse reactions (>10% of patients) were rash, pruritus, upper respiratory tract infection, increased weight, and hyperuricemia.

To report SUSPECTED ADVERSE REACTIONS, contact EUSA Pharma (UK) Ltd, at 1-888-255-9029 or FDA at 1-800-FDA-1088 or www.fda.gov/medwatch.

-----USE IN SPECIFIC POPULATIONS-----

Pregnancy: May cause fetal harm (8.1)

See 17 for PATIENT COUNSELING INFORMATION and FDA approved patient labeling.

Revised: 12/2019

FULL PRESCRIBING INFORMATION: CONTENTS*

1	INDICATIONS AND USAGE	6.1	Clinical Trials Experience	12	CLINICAL PHARMACOLOGY
2	DOSAGE AND ADMINISTRATION	7	DRUG INTERACTIONS	12.1	Mechanism of Action
	2.1 Recommended Dosage	7.1	Cytochrome P450 Substrates	12.2	Pharmacodynamics
	2.2 Instructions for Preparation and Administration	8	USE IN SPECIFIC POPULATIONS	12.3	Pharmacokinetics
3	DOSAGE FORMS AND STRENGTHS	8.1	Pregnancy	13	NONCLINICAL TOXICOLOGY
4	CONTRAINDICATIONS	8.2	Lactation	13.1	Carcinogenesis, Mutagenesis, Impairment of Fertility
5	WARNINGS AND PRECAUTIONS	8.3	Females and Males of Reproduction Potential	14	CLINICAL STUDIES
	5.1 Concurrent Active Severe Infections	8.4	Pediatric Use	16	HOW SUPPLIED/STORAGE AND HANDLING
	5.2 Vaccinations	8.5	Geriatric Use	16.1	How Supplied
	5.3 Infusion Related Reactions and Hypersensitivity	8.6	Patients with Renal Impairment	16.2	Storage and Stability
	5.4 Gastrointestinal Perforation	8.7	Patients with Hepatic Impairment	17	PATIENT COUNSELING INFORMATION
6	ADVERSE REACTIONS	11	DESCRIPTION		

*Sections or subsections omitted from the full prescribing information are not listed.

FULL PRESCRIBING INFORMATION

1 INDICATIONS AND USAGE

SYLVANT is indicated for the treatment of patients with multicentric Castleman’s disease (MCD) who are human immunodeficiency virus (HIV) negative and human herpesvirus-8 (HHV-8) negative.

Limitations of Use

SYLVANT was not studied in patients with MCD who are HIV positive or HHV-8 positive because SYLVANT did not bind to virally produced IL-6 in a nonclinical study.

2 DOSAGE AND ADMINISTRATION

2.1 Recommended Dosage

Administer SYLVANT 11 mg/kg over 1 hour as an intravenous infusion every 3 weeks until treatment failure.

Perform hematology laboratory tests prior to each dose of SYLVANT therapy for the first 12 months and every 3 dosing cycles thereafter. If treatment criteria outlined in Table 1 are not met, consider delaying treatment with SYLVANT. Do not reduce dose.

Table 1: Treatment Criteria

Laboratory parameter	Requirements before first SYLVANT administration	Retreatment criteria
Absolute Neutrophil Count	≥1.0 x 10 ⁹ /L	≥1.0 x 10 ⁹ /L
Platelet count	≥75 x 10 ⁹ /L	≥50 x 10 ⁹ /L
Hemoglobin ^a	<17 g/dL	<17 g/dL

^aSYLVANT may increase hemoglobin levels in MCD patients

Do not administer SYLVANT to patients with severe infections until the infection resolves.

Discontinue SYLVANT in patients with severe infusion related reactions, anaphylaxis, severe allergic reactions, or cytokine release syndromes. Do not reinstitute treatment.

2.2 Instructions for Preparation and Administration

Use aseptic technique for reconstitution and preparation of dosing solution.

Parenteral drug products should be inspected visually for particulate matter and discoloration prior to administration, whenever solution and container permit

1. Calculate the dose (mg), total volume (mL) of reconstituted SYLVANT solution required and the number of vials needed. A 21-gauge 1½ inch needle is recommended for preparation. Infusion bags (250 mL) must contain Dextrose 5% in Water and must be made of polyvinyl chloride (PVC), or polyolefin (PO), or polypropylene (PP), or polyethylene (PE). Alternatively PE bottles may be used.
2. Allow the vial(s) of SYLVANT to come to room temperature over approximately 30 minutes. SYLVANT should remain at room temperature for the duration of the preparation.
3. Aseptically reconstitute each SYLVANT vial as instructed in Table 2.

Table 2: Reconstitution Instructions

Strength	Amount of Sterile Water for Injection, USP required for reconstitution	Post-reconstitution concentration
100 mg vial	5.2 mL	20 mg/mL
400 mg vial	20 mL	20 mg/mL

Gently swirl the reconstituted vials to aid the dissolution of the lyophilized powder. DO NOT SHAKE or SWIRL VIGOROUSLY. Do not remove the contents until all of the solids have been completely dissolved. The lyophilized powder should dissolve in less than 60 minutes.

Once reconstituted, and prior to further dilution, inspect the vials for particulates and discoloration. Do not use if particles or solution discoloration are present or if visibly opaque. The reconstituted product should be kept for no more than two hours prior to addition into the infusion bag.

4. Dilute the reconstituted SYLVANT solution dose to 250 mL with sterile Dextrose 5% in Water by withdrawing a volume equal to the total calculated volume of reconstituted SYLVANT from the Dextrose 5% in Water, 250 mL bag. Slowly add the total calculated volume (mL) of reconstituted SYLVANT solution to the Dextrose 5% in Water infusion bag. Gently invert the bag to mix the solution.
5. Administer the diluted SYLVANT solution in 5% Dextrose in Water 250 mL by intravenous infusion over a period of 1 hour using administration sets lined with PVC, or polyurethane (PU), or PE, containing a 0.2-micron inline polyethersulfone (PES) filter. The infusion should be completed within 4 hours of the dilution of the reconstituted solution to the infusion bag.
6. Do not infuse SYLVANT concomitantly in the same intravenous line with other agents.
7. SYLVANT does not contain preservatives. Do not store any unused portion of the reconstituted product or of the infusion solution. Waste material should be disposed of in accordance with local requirements.

3 DOSAGE FORMS AND STRENGTHS

SYLVANT (siltuximab) for injection is available as:

- 100 mg of lyophilized powder in a single-dose vial for intravenous infusion.
- 400 mg of lyophilized powder in a single-dose vial for intravenous infusion.

4 CONTRAINDICATIONS

Severe hypersensitivity reaction to siltuximab or any of the excipients in SYLVANT [see Warnings and Precautions (5.3)]. Hypersensitivity reactions, including anaphylactic reaction, hypersensitivity, and drug hypersensitivity have been reported in patients treated with siltuximab.

5 WARNINGS AND PRECAUTIONS

5.1 Concurrent Active Severe Infections

Do not administer SYLVANT to patients with severe infections until the infection resolves. SYLVANT may mask signs and symptoms of acute inflammation including suppression of fever and of acute Phase reactants such as C-reactive protein (CRP). Monitor patients receiving SYLVANT closely for infections. Institute prompt anti-infective therapy and do not administer further SYLVANT until the infection resolves.

5.2 Vaccinations

Do not administer live vaccines to patients or infants born to patients receiving SYLVANT because IL-6 inhibition may interfere with the normal immune response to new antigens [see Use in Specific Populations (8.1)].

5.3 Infusion Related Reactions and Hypersensitivity

SYLVANT may cause infusion related reactions and anaphylaxis. Approximately 945 patients have been treated with SYLVANT in clinical trials. Of these, one patient experienced an anaphylactic reaction. Data from 254 patients treated with SYLVANT monotherapy forms the basis of the safety evaluation of infusion related reactions. Infusion related reactions were reported in 5.1% of these patients. Two (0.8%) were Grade 3 or higher, and 1 (0.4%) was serious; none were fatal. Symptoms of infusion reactions consisted of back pain, chest pain or discomfort, nausea and vomiting, flushing, erythema, and palpitations.

In long-term treatment of MCD patients with siltuximab at the recommended dosage of 11 mg/kg every 3 weeks, infusion related reactions or hypersensitivity reactions occurred at a frequency of 6.3% (1.3% for severe reactions).

Stop the infusion of SYLVANT if the patient develops signs of anaphylaxis. Discontinue further therapy with SYLVANT.

Stop the infusion if the patient develops a mild to moderate infusion reaction. If the reaction resolves, the SYLVANT infusion may be restarted at a lower infusion rate. Consider medication with antihistamines, acetaminophen, and corticosteroids. Discontinue SYLVANT if the patient does not tolerate the infusion following these interventions [see Adverse Reactions (6)].

Administer SYLVANT in a setting that provides resuscitation equipment, medication, and personnel trained to provide resuscitation.

5.4 Gastrointestinal Perforation

Gastrointestinal (GI) perforation has been reported in clinical trials although not in MCD trials. Use with caution in patients who may be at increased risk for GI perforation. Promptly evaluate patients presenting with symptoms that may be associated or suggestive of GI perforation.

6 ADVERSE REACTIONS

The following clinically significant adverse reactions are also discussed in other sections of the labeling:

- Concurrent active severe infections [see Warnings and Precautions (5.1)]
- Infusion-related reactions and hypersensitivity [see Warnings and Precautions (5.3)]
- Gastrointestinal perforation [see Warnings and Precautions (5.4)]

6.1 Clinical Trials Experience

Because clinical trials are conducted under widely varying conditions, adverse reaction rates observed in the clinical trials of a drug cannot be directly compared to rates in the clinical trials of another drug and may not reflect the rates observed in clinical practice.

Study 1, in MCD, was an international, multicenter, randomized Phase 2 study of every 3 week infusions comparing SYLVANT and best supportive care (BSC) to placebo and BSC. There were 53 patients randomized to the SYLVANT arm at a dosage of 11 mg/kg and 26 patients randomized to the placebo arm. Of the 26 placebo-treated patients, 13 patients subsequently crossed-over to receive SYLVANT. The median age was 48 years (range 20 to 78), 66% male, 48% Asian, 39% White, 4% Black or African American, 7% other. The patients randomized to SYLVANT received a median of 19 infusions (range 1 to 50) compared to patients randomized to placebo who received a median of 8 infusions (range 2 to 32). To control for disparate exposure between arms, Table 3 reports the per patient incidence of adverse reactions that occurred during the first 8 infusions. Adverse reactions that occurred >3% in the SYLVANT arm are presented.

The most common adverse reactions (> 10% compared to placebo) during treatment with SYLVANT in the MCD clinical trial were rash, pruritus, upper respiratory tract infection, increased weight, and hyperuricemia.

Table 3: Per Patient Incidence of Common Adverse Reactions in Study 1 During Initial 8 Infusions

Body System/Adverse Reactions	SYLVANT+BSC ^a n=53		Placebo+BSC n=26	
	All Grades	Grades 3-4	All Grades	Grades 3-4
Skin disorders				
Rash (rash, rash generalized, rash maculopapular, rash popular and rash pruritic)	15 (28%)	1 (2%)	3 (12%)	0
Pruritus	15 (28%)	0	2 (8%)	0
Skin hyperpigmentation	2 (4%)	0	0	0
Eczema	2 (4%)	0	0	0
Psoriasis	2 (4%)	0	0	0
Dry Skin	2 (4%)	0	0	0
Infections				
Lower respiratory tract	4 (8%)	2 (4%)	1 (4%)	1 (4%)
Upper respiratory tract	14 (26%)	1 (2%)	4 (15%)	1 (4%)
Blood and lymphatic system disorders				
Thrombocytopenia	5 (9%)	2 (4%)	1 (4%)	1 (4%)
General disorders				
Edema (general and localized)	14 (26%)	4 (8%)	7 (27%)	0
Gastrointestinal disorders				
Constipation	4 (8%)	0	1 (4%)	0
Metabolism				
Hypertriglyceridemia	4 (8%)	0	0	0
Hypercholesterolemia	2 (4%)	0	0	0
Hyperuricemia	6 (11%)	1 (2%)	0	0
Respiratory, thoracic and mediastinal disorders				
Oropharyngeal pain	4 (8%)	0	1 (4%)	0
Renal and urinary disorders				
Renal impairment	4 (8%)	0	0	0
Nervous system disorders				
Headache	4 (8%)	0	1 (4%)	0
Investigations				
Weight increased	10 (19%)	1 (2%)	0	0
Vascular disorders				
Hypotension	2 (4%)	1 (2%) ^b	0	0

^a Best Supportive Care

^b Anaphylactic reaction

Study CNT0328MCD2002 (referred to as Study 2) (NCT01400503) was an open label, long term extension study of patients with MCD treated on prior trials. The median duration of siltuximab treatment was 5.52 years (range: 0.8 to 10.8 years); more than 50% of patients received siltuximab treatment for ≥5 years. The rate of serious or Grade ≥3 adverse events did not increase over time as a function of cumulative exposure.

Other important adverse reactions reported in MCD clinical studies, all of which were very common, were:

- Infections and infestations: nasopharyngitis, urinary tract infection
- Blood and lymphatic system disorders: neutropenia
- Nervous system disorders: dizziness
- Vascular disorders: hypertension
- Gastrointestinal disorders: nausea, abdominal pain, vomiting, diarrhea, gastroesophageal reflux disease, mouth ulceration

6.2 Immunogenicity

Immunogenicity data are highly dependent on the sensitivity and specificity of the test methods used. Additionally, the observed incidence of a positive result in a test method may be influenced by several factors, including sample handling, timing of sample collection, drug interference, concomitant medication and the underlying disease. Therefore, comparison of the incidence of antibodies to SYLVANT with the incidence of antibodies to other products may be misleading. The clinical significance of anti-siltuximab antibodies following treatment with SYLVANT is not known.

The immunogenicity of siltuximab has been evaluated using antigen-bridging enzyme immunoassay (EIA) and electrochemiluminescence-based immunoassay (ECLIA) methods. A total of 432 patients across the clinical studies were evaluated at multiple time points for anti-therapeutic antibody (ATA) responses to siltuximab after treatment with SYLVANT. Following SYLVANT dosing, 0/243 (0%) patients tested positive for anti-siltuximab antibodies by EIA and 4/189 (2%) patients tested positive by ECLIA. Further immunogenicity analyses were conducted for all positive samples from the 4 patients with detectable anti-siltuximab antibodies. None of these patients had neutralizing antibodies.

7 DRUG INTERACTIONS

7.1 Cytochrome P450 Substrates

Cytochrome P450s in the liver are down regulated by infection and inflammation stimuli including cytokines such as IL-6. Inhibition of IL-6 signaling in patients treated with SYLVANT may restore CYP450 activities to higher levels leading to increased metabolism of drugs that are CYP450 substrates compared to metabolism prior to treatment with SYLVANT.

Upon initiation or discontinuation of SYLVANT, in patients being treated with CYP450 substrates with a narrow therapeutic index, perform therapeutic monitoring of effect (e.g., warfarin) or drug concentration (e.g., cyclosporine or theophylline) as needed and adjust dose. The effect of SYLVANT on CYP450 enzyme activity can persist for several weeks after stopping therapy. Exercise caution when SYLVANT is co-administered with CYP3A4 substrate drugs where a decrease in effectiveness would be undesirable (e.g., oral contraceptives, lovastatin, atorvastatin).

8 USE IN SPECIFIC POPULATIONS

8.1 Pregnancy

Risk-Summary

In an animal reproduction study, intravenous administration of a human antibody to IL-6 to pregnant monkeys from the onset of organogenesis through delivery caused functional impairment in pregnant animals and in the offspring. Siltuximab and the human antibody to IL-6 crossed the placenta in monkeys (*see Data*). The limited available information on SYLVANT use during pregnancy is not sufficient to inform a drug-associated risk of major birth defects or miscarriage. Infants born to pregnant women treated with SYLVANT may be at increased

risk of infection (*see Clinical Considerations*). Advise pregnant women of the potential risk to a fetus.

The estimated background risk for the indicated population is unknown. All pregnancies have a background risk of birth defect, loss, or other adverse outcomes. In the U.S. general population, the estimated background risk of major birth defects is 2% to 4% and of miscarriage is 15% to 20% of clinically recognized pregnancies.

Clinical Considerations

Fetal/Neonatal adverse reactions

Monoclonal antibodies are transported across the placenta as pregnancy progresses, with the largest amount transferred during the third trimester. Infants born to pregnant women treated with SYLVANT may be at increased risk of infection. Consider the risks and benefits of administering live or live-attenuated vaccines to infants exposed to SYLVANT in utero [*see Warnings and Precautions (5.2)*].

Data

Animal Data

In an embryo-fetal development study in cynomolgus monkeys, pregnant animals received intravenous doses of siltuximab of 9.2 or 46 mg/kg/week during gestation days (GD) 20 to 118, which includes the period of organogenesis. Fetuses were evaluated on GD 140, approximately 25 days prior to the natural birth. Exposures at the low and high dose after the 25th administration were approximately 3 and 7 times, respectively, the human exposure based on AUC in patients with MCD at the recommended dose of 11 mg/kg every three weeks. No maternal or fetal structural abnormalities were observed. However, siltuximab crossed the placenta at both doses and when measured on GD 140, fetal serum concentrations of siltuximab were similar to maternal concentrations. In a combined embryofetal and pre- and post-natal development study in cynomolgus monkeys pregnant animals received intravenous doses of 10 or 50 mg/kg/week of a human antibody to IL-6 from GD 20 to natural delivery (GD 167). The offspring were evaluated up to 7 months after birth for developmental effects. No maternal or infant structural abnormalities were observed; however, globulin levels were decreased in pregnant animals (GD 34 through lactation day 30) and in the offspring (lactation days 30-120) at both doses.

8.2 Lactation

Risk Summary

There are no data on the presence of siltuximab in human milk, the effects on the breastfed child, or the effects on milk production. However, low levels of the human antibody to IL-6 was present in the milk of lactating cynomolgus monkeys. When a drug is present in animal milk, it is likely that the drug will be present in human milk. Because of the potential for serious adverse reactions in the breastfed child including gastrointestinal perforations, advise patients that breastfeeding is not recommended during treatment with SYLVANT, and for 3 months after the last dose.

8.3 Females and Males of Reproductive Potential

Contraception

Females

SYLVANT may cause embryo-fetal harm when administered to pregnant women [*see Use in Specific Populations (8.1)*]. Advise female patients of reproductive potential to use effective contraception during treatment with SYLVANT and for 3 months after the last dose.

8.4 Pediatric Use

The safety and efficacy of SYLVANT have not been established in pediatric patients.

8.5 Geriatric Use

Of the patients treated with SYLVANT monotherapy in clinical studies 127 (35%) were 65 years and older. No overall differences in safety profile were observed between these patients and younger patients, and other reported clinical experience has not identified differences in the safety profile between the elderly and younger patients, but greater sensitivity of some older individuals cannot be ruled out. Clinical studies did not include sufficient numbers of patients aged 65 years and older to determine the effect of age on efficacy in MCD population.

8.6 Patients with Renal Impairment

Based on a population pharmacokinetic analysis using data from clinical trials in patients, no significant difference in siltuximab clearance was observed in patients with pre-existing renal impairment (creatinine clearance (CLCr) ≥ 15 mL/min) compared to patients with baseline normal renal function (CLCr ≥ 90 mL/min). No initial dosage adjustment is necessary for patients with CLCr ≥ 15 mL/min. The potential effect of end stage renal disease on siltuximab pharmacokinetics cannot be determined [see Clinical Pharmacology (12.3)].

8.7 Patients with Hepatic Impairment

Based on a population pharmacokinetic analysis using data from clinical trials in patients, no significant difference in siltuximab clearance was observed in patients with pre-existing mild to moderate hepatic impairment (Child-Pugh Class A and B, respectively) compared to patients with baseline normal hepatic function. No initial dosage adjustment is necessary for patients with mild to moderate hepatic impairment. Patients with baseline severe hepatic impairment (Child-Pugh Class C) were not included in clinical trials [see Clinical Pharmacology (12.3)].

11 DESCRIPTION

Siltuximab is a human-mouse chimeric monoclonal antibody that binds human interleukin-6 (IL-6) and is produced by Chinese hamster ovary cells.

SYLVANT (siltuximab) for injection is supplied as a sterile, white, preservative free, lyophilized powder in single-dose vials.

Each SYLVANT 100 mg single-dose vial contains 100 mg siltuximab, 3.7 mg L-histidine (from L-histidine and L-histidine monohydrochloride monohydrate), 0.8 mg polysorbate 80, and 169 mg sucrose.

Each SYLVANT 400 mg single-dose vial contains 400 mg siltuximab, 14.9 mg L-histidine (from L-histidine and L-histidine monohydrochloride monohydrate), 3.2 mg polysorbate 80, and 677 mg sucrose.

Following reconstitution with Sterile Water for Injection, USP (per section 2.2), the resulting pH is approximately 5.2. The resulting solution contains 20 mg/mL siltuximab to be administered by intravenous infusion following dilution [see Dosage and Administration (2.2)].

12 CLINICAL PHARMACOLOGY

12.1 Mechanism of Action

Siltuximab binds human IL-6 and prevents the binding of IL-6 to both soluble and membrane-bound IL-6 receptors. IL-6 has been shown to be involved in diverse normal physiologic processes such as induction of immunoglobulin secretion. Overproduction of IL-6 has been linked to systemic manifestations in patients with MCD.

12.2 Pharmacodynamics

Cardiac Electrophysiology: The effect of multiple doses of SYLVANT (15 mg/kg every 3 weeks for 4 cycles) on the QTc interval was evaluated in an open label, single arm study in 30 patients with Monoclonal Gammopathy of Undetermined Significance, Smoldering Multiple Myeloma, or Indolent Multiple Myeloma. No large changes in the mean QTc interval (i.e., > 20 ms) were detected in the study.

Measurement of IL-6 concentrations in serum or plasma during treatment should not be used as pharmacodynamic marker, as siltuximab-neutralized antibody-IL-6 complexes interfere with current immunological-based IL-6 quantification methods.

12.3 Pharmacokinetics

The pharmacokinetics of siltuximab were evaluated in patients with multicentric Castleman’s disease and hematological and non-hematological malignancies. The serum siltuximab pharmacokinetics are adequately described by a linear two-compartment intravenous model with first-order elimination.

Distribution

Following SYLVANT administration (11 mg/kg, once every 3 weeks as 1-hour intravenous infusion) in patients with multicentric Castleman’s disease, the maximum serum siltuximab concentration (C_{max}) occurred close to the end of infusion. At steady state, the serum mean C_{max} value for siltuximab is 332 mcg/mL (42% CV), and the serum mean predose trough value is 84 mcg/mL (78% CV).

With the once every 3 week dosing regimen, siltuximab steady state is achieved by the sixth infusion, and siltuximab accumulates approximately 1.7-fold relative to a single dose. Following multiple dosing, siltuximab showed approximately dose proportional pharmacokinetics over the dose range of 2.8 to 11 mg/kg.

Based on population pharmacokinetic analysis, the central volume of distribution in a male subject with body weight of 70 kg is 4.5 L (20% CV).

Elimination

Based on the population pharmacokinetic analysis, the clearance of siltuximab in patients is 0.23 L/day (51% CV). Based on population pharmacokinetic analysis (n=378), body weight was identified as the only statistically significant covariate for siltuximab clearance. Therefore, the body weight based dosing is appropriate.

The mean terminal half-life (t_{1/2}) for siltuximab in patients after the first intravenous infusion of 11 mg/kg is 20.6 days (range: 14.2 to 29.7 days).

Specific Populations

Age and Gender

Based on population pharmacokinetic analysis, age [range: 18 to 85 years (n=378)] and gender [female (n=175), male (n=203)] do not affect exposure of siltuximab.

Renal Impairment

A population pharmacokinetic analysis (based on pre-existing renal function) was carried out with data from 377 patients enrolled in clinical trials, including 176 with normal renal function (CLCr ≥ 90 mL/min), 122 with mild renal impairment (CLCr 60 to <90 mL/min), 75 with moderate renal impairment (CLCr 30 to <60 mL/min), and 3 with severe renal impairment (CLCr 15 to 29 mL/min). The apparent clearance of siltuximab was similar in patients with pre-existing mild, moderate and severe renal impairment (CLCr 15 to <90 mL/min) compared to patients with normal renal function. The potential effect of end stage renal disease on siltuximab pharmacokinetics cannot be determined as clinical and pharmacokinetic data are available from only one patient.

Hepatic Impairment

A population pharmacokinetic analysis (based on pre-existing hepatic function) was carried out with data from 377 patients enrolled in clinical trials, including 302 with normal hepatic function, 72 with mild hepatic impairment (Child-Pugh A), and 3 with moderate hepatic impairment (Child-Pugh B).

Indication	
Dosing and Preinfusion	
Storage and Handling	
Prep and Administration	
Safety	
Long-term Safety	
Summary	
ISI	

The apparent clearance of siltuximab was similar in patients with pre-existing mild and moderate hepatic impairment (Child-Pugh Class A and B) compared to patients with normal hepatic function. The potential effect of severe hepatic impairment on siltuximab pharmacokinetics cannot be determined as clinical and pharmacokinetic data are not available.

13 NONCLINICAL TOXICOLOGY
13.1 Carcinogenesis, Mutagenesis, Impairment of Fertility

No carcinogenicity or genotoxicity studies have been conducted with siltuximab.

Two fertility studies were conducted. In one study, drug-treated male mice were mated with untreated females and in the second study drug-treated female mice were mated with untreated males. A murine analog of siltuximab was administered subcutaneously at doses up to 100 mg/kg/week for a total of 7 doses in both studies. There was no effect on male or female fertility parameters. In addition, siltuximab did not produce any toxicity in the reproductive organs in cynomolgus monkeys in the 6-month repeat-dose toxicology study at doses up to 46 mg/kg (approximately 7 times) the systemic exposure in patients at the recommended dose.

14 CLINICAL STUDIES
Study 1

Study CNT0328MCD2001 (referred to as Study 1) (NCT01024036) was a Phase 2, multinational, randomized (2:1) double blind, placebo controlled study to evaluate the clinical efficacy and safety of SYLVANT for the treatment of patients with MCD. In this study 53 patients were randomized to Best Supportive Care (BSC) and SYLVANT at a dose of 11 mg/kg every 3 weeks and 26 patients were randomized to BSC and placebo. The median age was 48 years (range 20 to 78), 66% male, 48% Asian, 39% White, 4% Black or African American, 7% other. The histological subtype of MCD was similar in both treatment arms, with 33% hyaline vascular subtype, 23% plasmacytic subtype and 44% mixed subtype. Treatment was continued until treatment failure (defined as disease progression based on increase in symptoms, radiologic progression or deterioration in performance status) or unacceptable toxicity.

The major efficacy outcome of the study was durable tumor and symptomatic response, defined as tumor response (PR and CR based on modified International Working Group response criteria for malignant lymphoma) assessed by independent review and complete resolution or stabilization of MCD symptoms. Thirty-four MCD related signs and symptoms prospectively identified were collected and graded according to the NCI-CTCAE v 4, by investigators. A durable response was defined as tumor and symptomatic response that persisted for a minimum of 18 weeks without treatment failure. The durable tumor and symptomatic response in the SYLVANT arm was 34% compared to 0% in the placebo arm (95% CI: 11.1, 54.8; p=0.0012).

Other analyses included tumor response, time to treatment failure and an increase in hemoglobin of 1.5 g/dL or more, in patients who were anemic at time of study entry, at week 13. The results are summarized in Table 4.

Table 4: Efficacy Endpoints From Study 1

Efficacy Endpoint	SYLVANT n=53	Placebo n=26	p-value ^a
Durable tumor and symptomatic response (independent review)	34%	0	0.0012
Tumor response	38%	4%	<0.05
Median time to treatment failure (days)	NR ^b	134	<0.05
≥1.5 g/dL increase in hemoglobin	61% (19/31)	0% (0/11)	<0.05

^a Adjusted for corticosteroid use at randomization

^b NR=“Not Reached”

A consistent treatment effect was confirmed on subgroup analysis for all parameters evaluated with the exception of the hyaline vascular histological subtype. There were no patients with hyaline vascular histology who

demonstrated a durable tumor and symptomatic response. However, activity was suggested in this subtype based on change in hemoglobin and median time to treatment failure.

At the time of the analysis, overall survival data were not mature. One year survival rate was 100% in the SYLVANT arm and 92% in the placebo arm.

16 HOW SUPPLIED/STORAGE AND HANDLING
16.1 How Supplied

SYLVANT (siltuximab) for injection is supplied as a sterile, white, preservative free, lyophilized powder in single-dose vials.

Each SYLVANT vial is individually packaged in a carton:

- NDC: 73090-420-01 contains one 100 mg vial
- NDC: 73090-421-01 contains one 400 mg vial

16.2 Storage and Stability

SYLVANT must be refrigerated at 2°C to 8°C (36°F to 46°F) in the original carton to protect from light. Do not freeze. Do not use SYLVANT beyond the expiration date (EXP) located on the carton and the vial.

17 PATIENT COUNSELING INFORMATION

Advise the patient to read the FDA-approved patient labeling (Patient Information).

Instruct the patient of the risks of SYLVANT treatment.

Infections

Inform patients that SYLVANT may lower their resistance to infections. Instruct the patient of the importance of contacting their doctor immediately when symptoms suggesting infection appear in order to assure rapid evaluation and appropriate treatment.

Vaccination

Inform the patient that they should discuss the recommended vaccinations prior to treatment with SYLVANT. Advise females with infants exposed to SYLVANT in utero to inform the pediatrician of the exposure [see Use in Specific Populations (8.1)].

Allergic Reactions

Advise patients to seek immediate medical attention if they experience any symptoms of serious allergic reactions during the infusion. Signs include: difficulty breathing, chest tightness, wheezing, severe dizziness or light-headedness, swelling of the lips or skin rash.

Pregnancy

Advise patients of childbearing potential to avoid pregnancy and to use contraception during treatment and for 3 months after the last dose of SYLVANT.

Lactation

Advise females not to breastfeed during treatment with SYLVANT and for 3 months after the final dose [see Use in Specific Populations (8.2)].

Manufactured by: EUSA Pharma (UK), Ltd.
Breakspear Park, Breakspear Way
Hemel Hempstead, Hertfordshire,
U.K., HP2 4TZ
U.S. License: 2145

PATIENT INFORMATION
SYLVANT® (Sil-vant)
(siltuximab) for injection

What is SYLVANT?

SYLVANT is a prescription medicine used to treat people with multicentric Castleman’s disease (MCD) who do not have human immunodeficiency virus (HIV) and human herpesvirus-8 (HHV-8) infection.

It is not known if SYLVANT is safe and effective in children.

Who should not receive SYLVANT?

Do not receive SYLVANT if you have had a severe allergic reaction to siltuximab or any of the ingredients in SYLVANT. See the end of this leaflet for a complete list of ingredients in SYLVANT.

Before you receive SYLVANT, tell your healthcare provider about all of your medical conditions, including if you:

- have an infection. You should not receive SYLVANT if you have a severe infection.
- have had a recent vaccination or are scheduled to receive any vaccinations. You should not receive a live vaccine during your treatment with SYLVANT.
- have or have had any stomach or bowel (intestine) problems, such as diverticulitis or ulcers. Tell your healthcare provider if you have pain in your stomach area.
- are pregnant or plan to become pregnant. It is not known if SYLVANT will harm your unborn baby. You should not become pregnant while receiving treatment with SYLVANT. Females who are able to become pregnant should use effective birth control during treatment with SYLVANT and for 3 months after stopping treatment.
- are breastfeeding or plan to breastfeed. It is not known if SYLVANT passes into your breast milk. You and your healthcare provider should decide if you will take SYLVANT or breastfeed. You should not do both.

Tell your healthcare provider about all the medicines you take, including prescription and over-the-counter medicines, vitamins, and herbal supplements.

How will I receive SYLVANT?

- SYLVANT is given by an intravenous (IV) infusion into a vein over 1 hour.
- SYLVANT is given every 3 weeks.

What are the possible side effects of SYLVANT?

SYLVANT may cause serious side effects, including:

- **Infections.** SYLVANT may lower your ability to fight infections. Tell your healthcare provider right away if you have any signs or symptoms of an infection during treatment with SYLVANT.
- **Infusion and allergic reactions.** If you have an infusion or allergic reaction while receiving SYLVANT, your healthcare provider will stop your infusion and treat your reaction. If you have a severe infusion or allergic reaction, your healthcare provider may stop your treatment completely. Tell your healthcare provider or get medical help right away if you have any of these symptoms during or after your infusion of SYLVANT:

- back pain
 - chest pain or tightness
 - nausea and vomiting
 - flushing
 - redness
 - irregular heart beat (palpitations)
- trouble breathing
 - wheezing
 - dizziness or light-headedness
 - swelling of the lips
 - skin rash
 - headache
 - itching

The most common side effects of SYLVANT include: rash, itching, upper respiratory tract infection, swelling, weight gain, and increased blood level of uric acid.

These are not all the possible side effects of SYLVANT. Call your doctor for medical advice about side effects. You may report side effects to FDA at 1-800-FDA-1088.

General information about the safe and effective use of SYLVANT

Medicines are sometimes prescribed for purposes other than those listed in a Patient Information leaflet. You can ask your healthcare provider or pharmacist for information about SYLVANT that is written for health professionals.

What are the ingredients in SYLVANT?

Active ingredient: siltuximab

Inactive ingredients: L-histidine and L-histidine monohydrochloride monohydrate, polysorbate 80, and sucrose

Manufactured by: EUSA Pharma (UK), Ltd.
Breakspear Park, Breakspear Way
Hemel Hempstead, Hertfordshire,
U.K., HP2 4TZ
U.S. License 2145

For more information, call 1-888-255-9029 or go to *www.Sylvant.com*.

This Patient Patient Information has been approved by the U.S. Food and Drug Administration.

Revised: 12/2019